



Est. 1988

PART OF



SIGN & DIGITAL GRAPHICS  
PRINTWEAR  
AWARDS & ENGRAVING  
THE NBM SHOW

August 2018

# CERTIFIED AUDIENCE STATEMENT

## contact information

A&E Magazine  
a-e-mag.com

A&E is intended for professionals involved in awards, recognition and custom gifts, and the embellishment of such products via engraving, sublimation, sandcarving and related processes.

National Business Media, Inc  
P.O. Box 1416  
Broomfield, CO 80038  
nbm.com  
(800) 669-0424



## about this report

This audience report details print and digital activities for **A&E**, based on industry-specific distribution and viewership. This report is produced monthly to provide certified data that is current and accurate, consistent with the integrity of the publisher's delivery and reporting protocols and disciplines.

The publisher collects specific business demographic detail for each individual recipient, renewable every two years. These criteria are used to determine audience distribution eligibility.

## I. Magazine Highlights

### a. magazine distribution minimums; rate base logic and methodology

Magazine advertising rates are based on minimum distribution to 16,000 active industry professionals, delivered in either print or digital formats, or both.

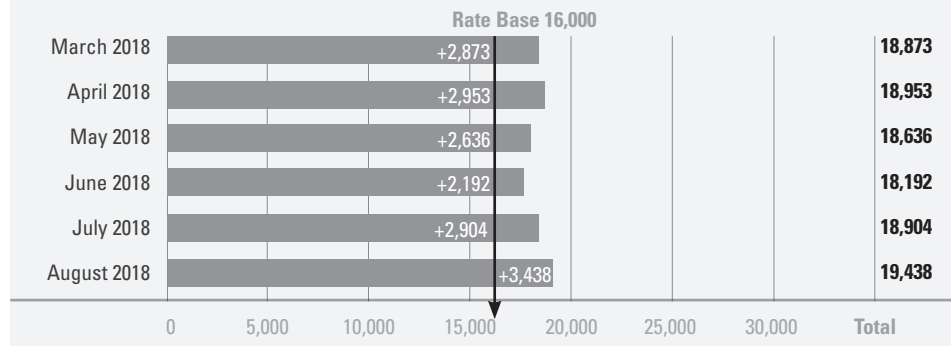
- Publisher may exceed the minimum guaranteed delivery without increasing advertising rates.
- Copies distributed in excess of guaranteed delivery may vary; those additional copies are considered bonus distribution and are not included in the logic to determine advertising rates.
- Electronic copies are sent consistent with standards set by the CAN-SPAM Act of 2003.
- Printed copies follow USPS Periodicals mailing guidelines and are reported and published annually with the publication's Statement of Ownership, in addition to the report herein.

### b. august issue breakdown

Print copies delivered through USPS channels to subscribers and industry suppliers ..... 7,040  
 Digital copies delivered through electronic channels to subscribers and industry suppliers (did not receive the print copy) ..... 12,398  
 Total Distribution this issue ..... 19,438

\* in addition to the above digital numbers, 2,541 individuals received both the print and digital copies but are counted only once, as part of the print totals. These recipients meet publisher's audience criteria.

## 6 months magazine distribution at a glance



A&E Magazine • National Business Media, Inc. • PO Box 1416, Broomfield, CO 80038 • (800) 669-0424  
(303) 469-0424 • a-e-mag.com • nbm.com



## II. Digital Highlights

-July 2018

### c. digital rate base logic

Digital advertising rates are based on guaranteed delivery to 40,000 industry professionals. Any distribution above the guaranteed amount is bonus and not considered part of the advertising rate base.

### d. website rate base logic

Advertising rates are based on a minimum guarantee of 40,000 per month. The website – www.a-e-mag.com – has no restrictions to viewers.

Page views are divided by “share of voice” for advertisements rotated within specific pages of the overall website. THE NBM SHOW (www.thenbmshow.com) is a separate website.

#### Total Web Pages Viewed July 2018

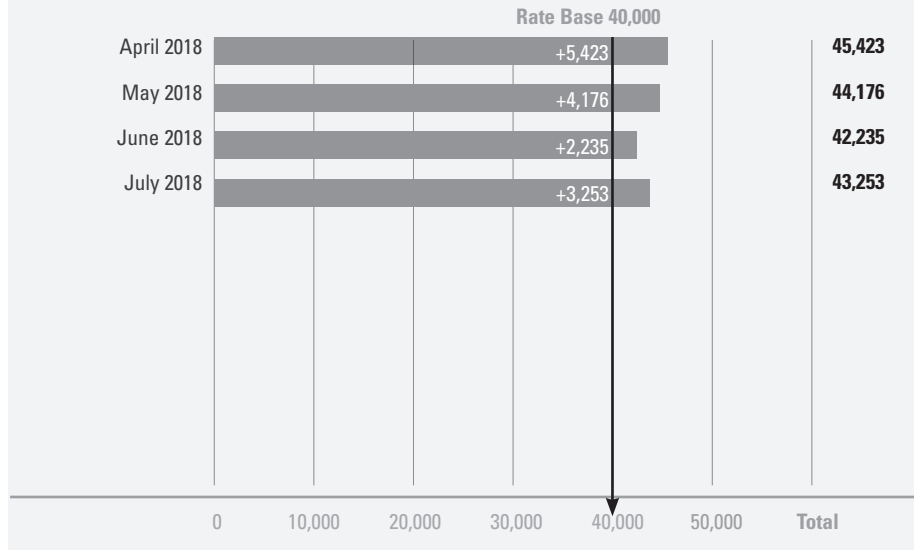
A&E..... 43,253

### eNewsletter Program Results

### Quantity Delivered

eNewsletter .....	43,162
Products and Deals .....	42,733

### website views - month at a glance

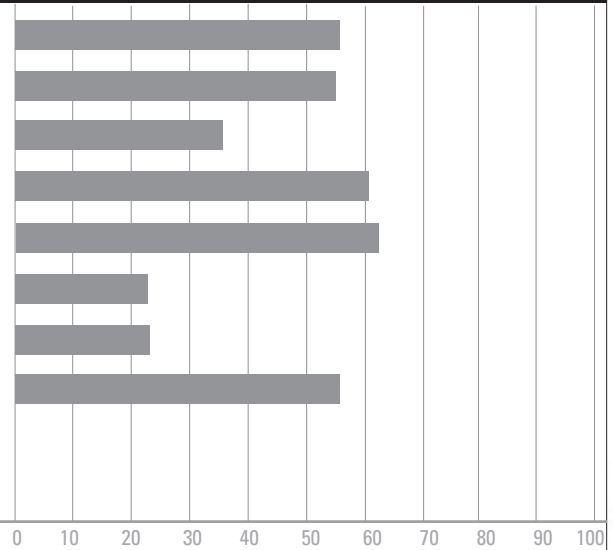


## III. Representative Magazine and Digital Audience Demographics

### e. areas of business activities\*

Awards/Trophies/Plaques .....	55.5%
Engraving-Laser .....	53.8%
Engraving-Rotary .....	36.2%
Heat-Applied Graphics/Heat Transfers.....	60.5%
Personalized Products/Gifts.....	62.1%
Rubber Stamps/Marking Devices .....	22.8%
Sandcarving/Etching-Decorative.....	23.0%
Sublimation-Small Format (44" or less).....	55.7%

Awards/Trophies/Plaques	55.5%
Engraving-Laser	53.8%
Engraving-Rotary	36.2%
Heat-Applied Graphics/Heat Transfers	60.5%
Personalized Products/Gifts	62.1%
Rubber Stamps/Marking Devices	22.8%
Sandcarving/Etching-Decorative	23.0%
Sublimation-Small Format (44" or less)	55.7%



\*Total equals more than 100% because readers check all of the categories that apply.

I certify that this information is correct and complete. **Date:** August 2018



*Daniel B. Peckham*

*Lori Farstad*

**Daniel Peckham**  
Publisher

**Lori Farstad**  
VP, Audience

A&E Magazine • National Business Media, Inc.  
PO Box 1416, Broomfield, CO 80038 • (800) 669-0424  
(303) 469-0424 • a-e-mag.com • nbm.com